




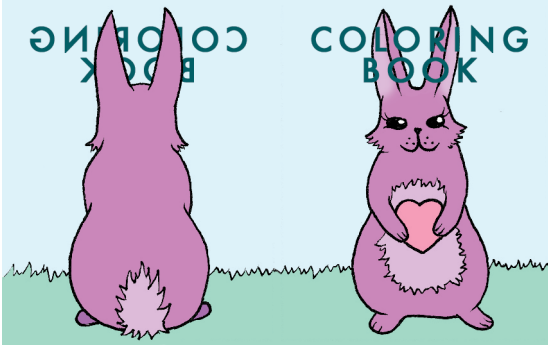


Blythe Springtime Coloring Book



Instructions:

1. Print out double-sided PDF (front and back of the paper).
2. Cut along guidelines printed on the sides of the pages.
3. Fold each tiny sheet in half.
4. Staple together.
5. Make one for a friend, and color them together!


I'd love to see any projects you make with this printable!

Feel free to share photos in my Flickr group:

<http://www.Flickr.com/groups/BeesKneesIndustries>

by
**Bee's
Knees
Industries**

Fin.



by
**Bee's
Knees
Industries**

Fin.

